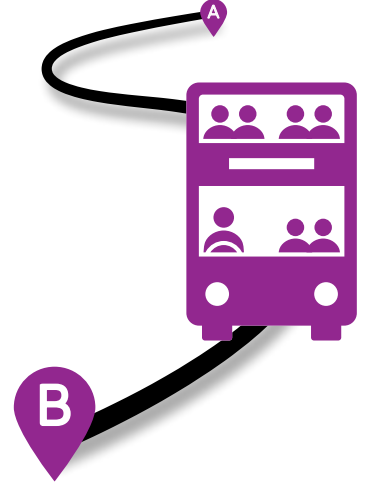


Fosse Park Bus map & guide

January 2024



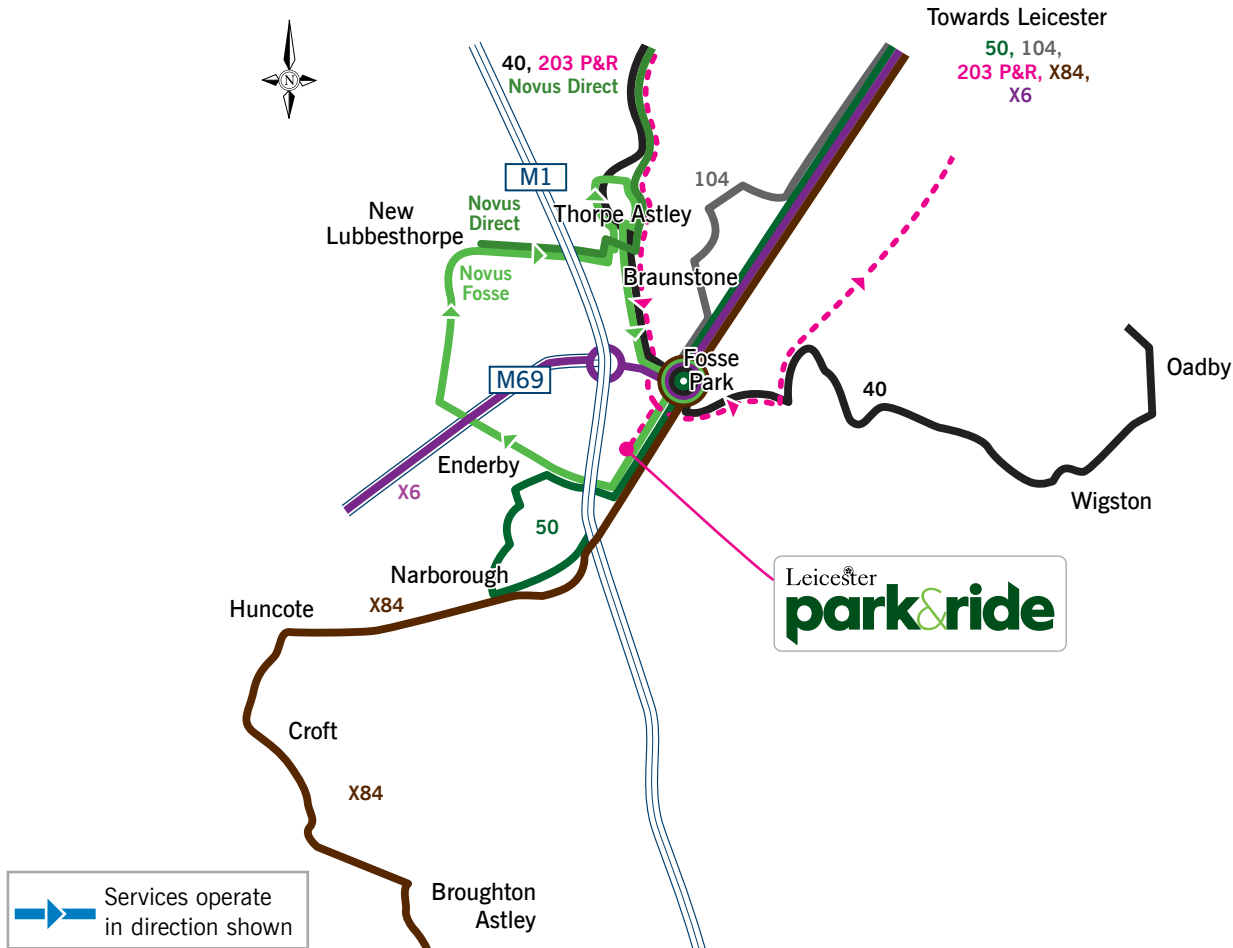
Service	Operator(s)	Route	FREQUENCY		
			Monday – Saturday Daytime	Monday – Saturday Evenings	Sunday and Bank Holidays
40	Centrebus	Orbital (Clockwise)	hourly	no service	no service
40	Centrebus	Orbital (Anti-clockwise)	hourly	no service	no service
50	Arriva	Leicester - FOSSE PARK - Enderby - Narborough	20 mins	30 mins Fosse Park Hourly Narborough	30 mins
104	Arriva	FOSSE PARK - Braunstone - Leicester	15 mins (Monday-Friday) 20 mins (Saturday)	hourly	30 mins
203 Enderby P&R	Roberts	Enderby Park & Ride Site - Leicester Royal Infirmary - Leicester City Centre - Enderby Park & Ride Site (Limited Stop)	15 mins	15 mins until 7pm	no service
X6	Arriva	Leicester - FOSSE PARK - Hinckley - Coventry via M69 (Limited Stop) ●	hourly	infrequent	2 hourly
X84	Arriva	Leicester - FOSSE PARK - Broughton Astley - Lutterworth - Magna Park - Rugby	hourly	infrequent	Lutterworth - Rugby only infrequent
Novus Fosse	Vectare	FOSSE PARK - Enderby - New Lubbesthorpe - Thorpe Astley - FOSSE PARK (clock wise loop)	30 mins	30 mins	30 mins
Novus Direct	Vectare	Leicester - Braunstone - Thorpe Astley - New Lubbesthorpe	20 mins	hourly	30 mins

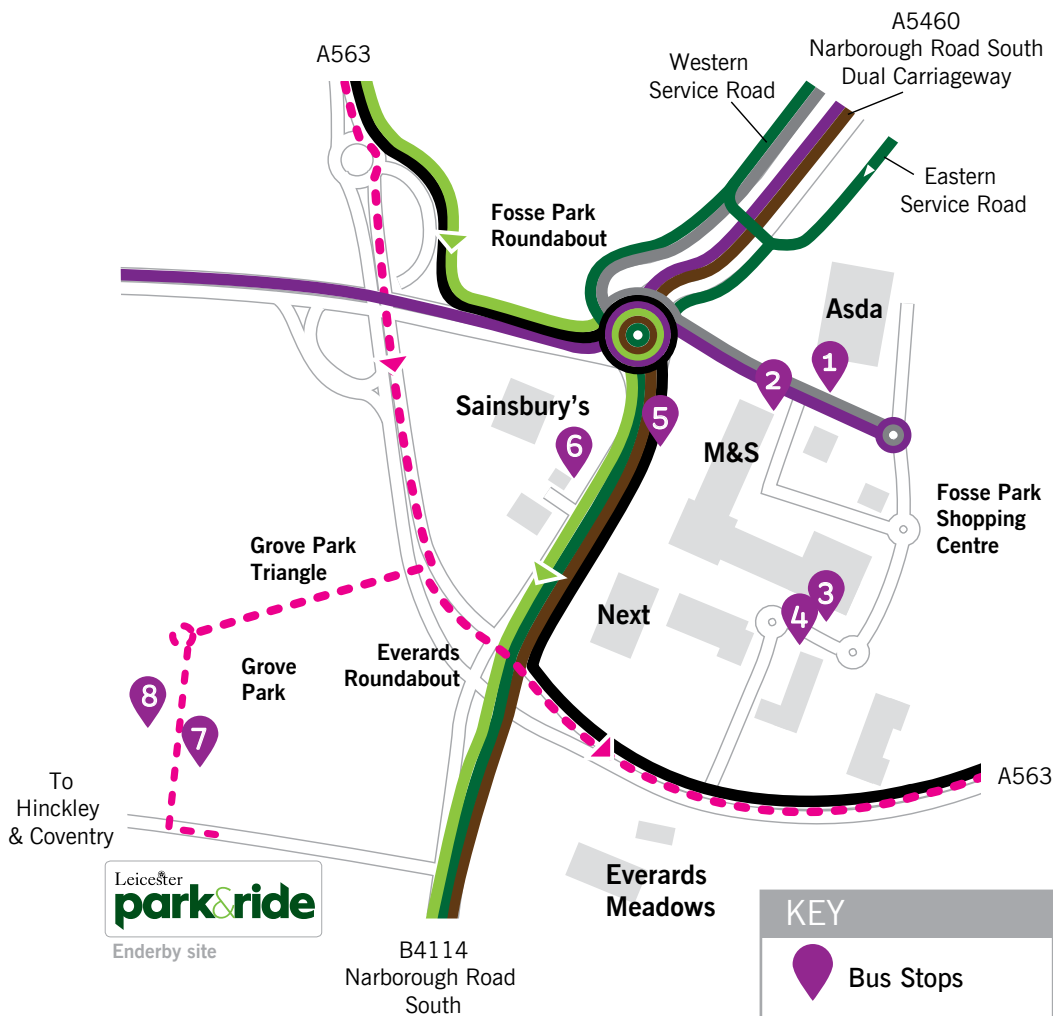
Underlined services are supported by Leicestershire County Council

- Some journeys do not serve Hinckley. Please check www.traveline.info before traveling.

For Fosse Park stops see over

Map not to scale





- 1** Coach services only
SMS code: leiddtaj
 - 2** 104, X6 (both directions)
SMS code: leiddtam
 - 3** No services
SMS code: leiddtap
 - 4** No services
SMS code: leiddtat
 - 5** 40, 50, Novus Fosse, X84
SMS code: leiddtaw
 - 6** 40, 50, X84
SMS code: leiddtga
 - 7** 203 P&R (alighting only)
SMS code: leijwpgm
 - 8** 203 P&R (depart only)
SMS code: leijwpgp
- For the next timetabled departures from a specific bus stop, text the 8 letter SMS code to 84268.
Normal text message rates apply and the return text message costs 25p.
- Bus service numbers in red go to Leicester, blue operate in an anti-clockwise direction, green operate in a clockwise direction.**

KEY

Bus Stops

This map shows the main departure points.

Map not to scale

www.Choosehowyoumove.co.uk View other local bus guides at www.choosehowyoumove.co.uk/public-transport

@CHYMLEics ChooseHowYouMove

Further information

Concessionary travel for older people and for disabled people
The English National Concessionary Travel Scheme offers free off-peak travel on local bus services in all parts of England. For more information please call **0116 305 0002**.

A large print version of this guide is available upon request. Please contact the Helpline on 0116 305 0002.

www.traveline.info
0871 200 22 33
calls cost 12p per minute plus your phone company's access charge

0344 800 4411
www.arrivabus.co.uk

0844 351 1120
www.centrebus.info

01530 817 444
www.robertstravelgroup.co.uk

0115 777 3035
www.vectare.co.uk

This guide shows the bus services in Fosse Park and Grove Park and the main departure points. You will find a summary of the services and frequencies in the timetable overleaf. Some single directional or infrequent services may exist but might not be included. For a comprehensive timetable or more information call Traveline on the number provided (07.00 – 22.00). You can also visit local libraries, tourist information centres, local council offices and bus company travel shops.

Visit www.choosehowyoumove.co.uk/public-transport to see our other bus guides. Online updates will only occur if services change.

The information contained in this leaflet is correct at time of printing, but may be subject to change. Every effort will be made to maintain these services. However, no liability can be accepted for failure to operate the services as specified.

X0679