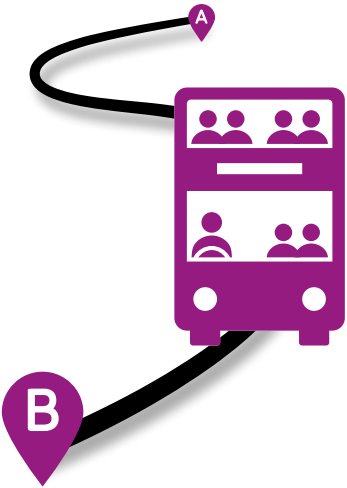


# Fosse Park

## Bus map & guide

June 2025



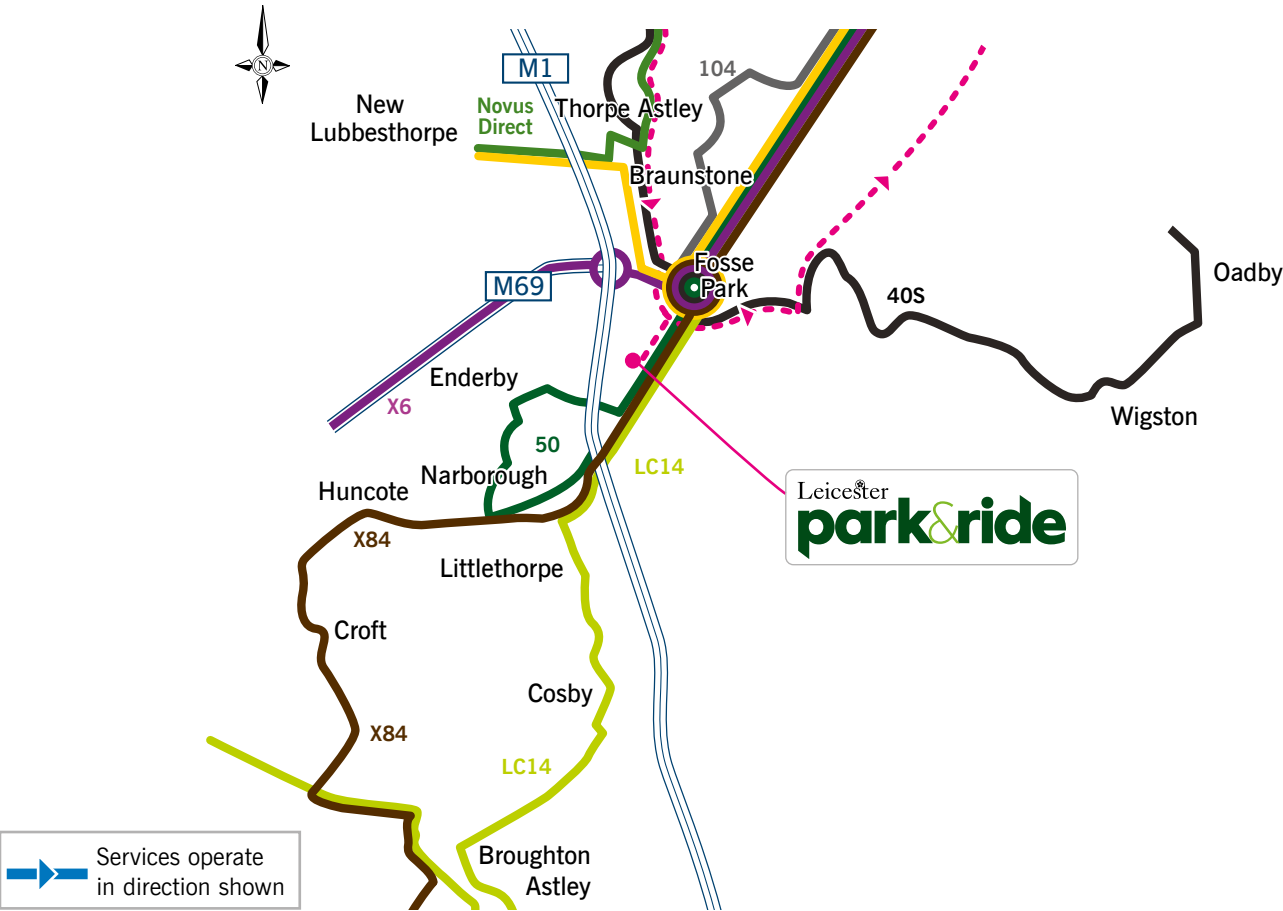
Service	Operator(s)	Route	FREQUENCY		
			Monday – Saturday Daytime	Monday – Saturday Evenings	Sunday and Bank Holidays
<b>19</b>	First	Leicester - Braunstone - Fosse Park - Thorpe Astley	hourly	infrequent	no service
<b>Orbital 40S</b>	Centrebus	Hamilton - Beaumont Leys - Wigston - Fosse Park - Glenfield Hospital	hourly	no service	no service
<b>50</b>	Arriva	Leicester - <b>FOSSE PARK</b> - Enderby - Narborough	20 mins	30 mins Fosse Park Hourly Narborough	30 mins
<b>104</b>	Arriva	<b>FOSSE PARK</b> - Braunstone - Leicester	15 mins (Monday-Friday) 20 mins (Saturday)	hourly	30 mins
<b>203 Enderby P&amp;R</b>	Roberts	Enderby Park & Ride Site - Leicester Royal Infirmary - Leicester City Centre - Enderby Park & Ride Site (Limited Stop)	15 mins	15 mins until 7pm	no service
<b>LC14</b>	Arriva	Hinckley - <b>FOSSE PARK</b>	infrequent	no service	no service
<b>X6</b>	Arriva	Leicester - <b>FOSSE PARK</b> - Hinckley - Coventry via M69 (Limited Stop) ●	hourly	infrequent	2 hourly
<b>X84</b>	Arriva	Leicester - <b>FOSSE PARK</b> - Broughton Astley - Lutterworth - Magna Park - Rugby	hourly	infrequent	Lutterworth - Rugby only infrequent
<b>Novus Direct</b>	Central Connect	Leicester - Braunstone - Thorpe Astley - New Lubbethorpe	15 mins (Monday-Friday) 20 mins (Saturday)	hourly	30 mins

Underlined services are supported by Leicestershire County Council

- Some journeys do not serve Hinckley. Please check [www.traveline.info](http://www.traveline.info) before traveling.

For Fosse Park stops see over

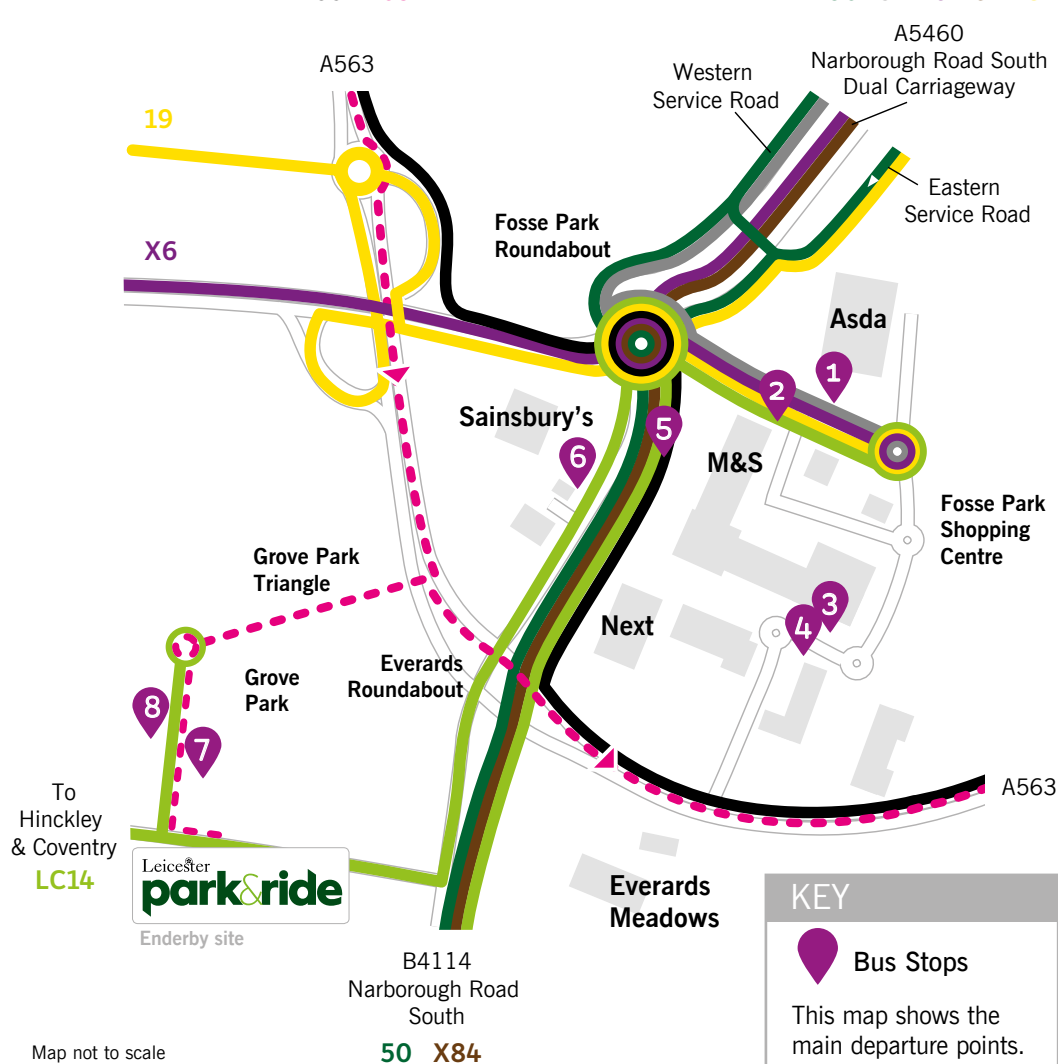
Map not to scale



This map is reproduced from Ordnance Survey material with the permission of Ordnance Survey on behalf of the Controller of Her Majesty's Stationery Office © Crown Copyright. Unauthorised reproduction infringes Crown copyright and may lead to prosecution or civil proceedings. Leicestershire County Council. Licence Number 100019271. Published June 2025.

40S 203

50 104 X6 X84 19



- 1 Coach services only  
SMS code: leiddtadj
- 2 19, 104, LC14, X6 (both directions)  
SMS code: leiddtdam
- 3 No services  
SMS code: leiddtdap
- 4 No services  
SMS code: leiddtdat
- 5 40S, 50, LC14, Novus Direct, X84  
SMS code: leiddtdaw
- 6 40S, 50, LC14, X84  
SMS code: leiddtdga
- 7 203 P&R (alighting only)  
SMS code: leijwpgm
- 8 203 P&R (depart only)  
SMS code: leijwpgp

For the next timetabled departures from a specific bus stop, text the 8 letter SMS code to 84268.

Normal text message rates apply and the return text message costs 25p.

**Bus service numbers in red go to Leicester, blue operate in an anti-clockwise direction, green operate in a clockwise direction.**

## KEY



Bus Stops

This map shows the main departure points.

www.Choose how you move.co.uk

@CHYMLEics ChooseHowYouMove

View other local bus guides at  
www.choosehowyoumove.co.uk/  
public-transport



## Further information

### Concessionary travel for older people and for disabled people

The English National Concessionary Travel Scheme offers free off-peak travel on local bus services in all parts of England. For more information please call 0116 305 0002.

**A large print version of this guide is available upon request. Please contact the Helpline on 0116 305 0002.**



www.traveline.info  
0871 200 22 33  
calls cost 12p per minute  
plus your phone company's access charge



0344 800 4411  
www.arrivabus.co.uk

Centrebus

0844 351 1120  
www.centrebus.info

First Bus

0345 646 0707  
www.firstgroup.com

Roberts TRAVEL GROUP

01530 817 444  
www.robertstravelgroup.co.uk

CENTRAL CONNECT

0115 777 3187  
www.central-connect.co.uk

This guide shows the bus services in Fosse Park and Grove Park and the main departure points. You will find a summary of the services and frequencies in the timetable overleaf. Some single directional or infrequent services may exist but might not be included. For a comprehensive timetable or more information call Traveline on the number provided (07.00 – 22.00). You can also visit local libraries, tourist information centres, local council offices and bus company travel shops.

Visit [www.choosehowyoumove.co.uk/public-transport](http://www.choosehowyoumove.co.uk/public-transport) to see our other bus guides. Online updates will only occur if services change.



www.choosehowyoumove.co.uk/public-transport • 0116 305 0002 • choosehowyoumove@leics.gov.uk  
Sustainable Travel Team, Environment and Transport, Leicestershire County Council, Glenfield, Leicester, LE3 8RJ

The information contained in this leaflet is correct at time of printing, but may be subject to change. Every effort will be made to maintain these services. However, no liability can be accepted for failure to operate the services as specified.